

# 一起下载探索大会APP!

## 一、APP下载

请使用手机扫描下方二维码下载安装。



iOS设备



Android设备



## 二、APP登录

1、点击【User】-【Login】，登录APP。

2、登录账号：

➢ **线上注册**：4月18号前官网完成注册缴费成功者，请使用注册时的账号和密码进行登录。

➢ **线下注册**：请使用您注册时的账号登录，初始密码为123456。

3、**适用范围**：大会已注册缴费人员可以登录（请注意一日票、展览观众无登录权限，无法使用直播和同传、论文查询等功能）。

4、APP和大会官网注册登录账户相同。

## 三、APP功能介绍

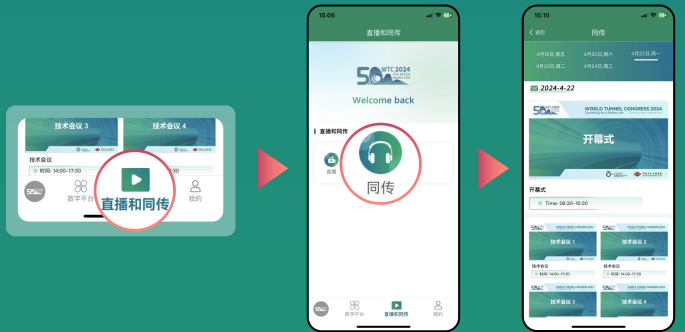
### 日程查询

- 进入首页-功能栏-日程
- 查询日程内容及时间安排



### 直播和同传

- 进入首页-底部“直播和同传”- 观看会议直播
- 观看直播时可选择中英同声传译，请提前自备耳机连接手机收听



### 论文查询

- 点击首页-功能栏-论文海报



### 交换名片

- 点击首页左上角-扫一扫功能-对方点击右下角“我的”，选择“我的二维码”或出示证件上二维码-申请交换名片-对方同意后即可添加
- 支持查看已添加的名片信息



更多服务功能：大会资讯、技术参观、赞助商&参展商、场馆信息、旅游住宿等。



SHUANGWEI 双威  
VISION OF VAST

Professional Congress Organizer

+86-139 0228 7097

info@wtc2024.cn

# Start to explore the exclusive APP!

## 1. Download

Scan the QR code to download the APP.



iOS



Android



## 2. Login

(1) Click **【User】** – **【Login】** .

(2) Login your account:

➢ **In-line registration:** If you have completed registration and payment on the official website before April 18th, please log in with your registered account and password.

➢ **Off-line registration:** Please log in your registered account with the initial password 123456.

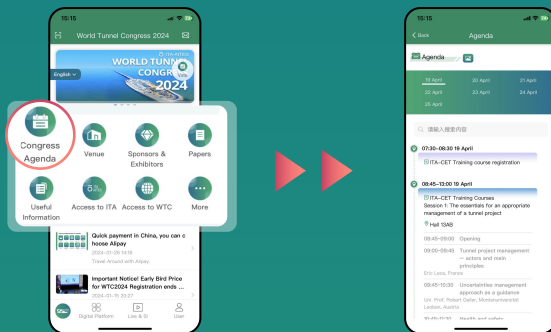
(3) **Applicable scope: All registered participants with payment payed can log in** (One-day Tickets Visitors and Exhibition Visitors cannot log in, and have no rights to use conference live streaming and simultaneous interpretation or paper searching.)

(4) The user account registered in the official website can also be used in APP.

## 3. Functions

### Congress Agenda

- Homepage-Function Icon-Congress Agenda
- Search for Congress Agenda and schedule



### Live Streaming and Simultaneous Interpretation

- Homepage-“**Live streaming and simultaneous interpretation**” at the bottom-Live streaming
- Watch with optional simultaneous English and Chinese translation, **please bring your own earphone in advance to connect to your cell phone for listening**



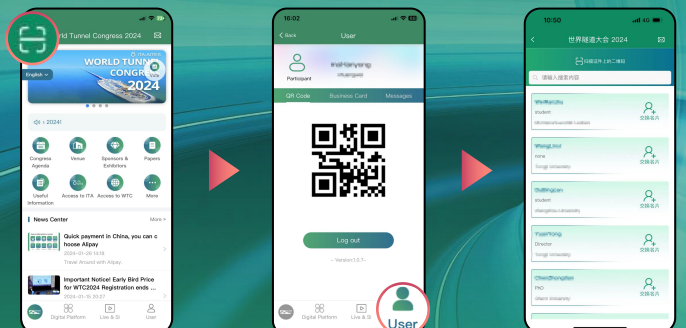
### Paper search

- Homepage-Function Icon-Paper Posters



### Business Card Exchange

- Click Scan on the upper left of Homepage-the other person clicks “User” on the lower right, and selects “QR code” or show the QR code on your pass – Add business card – Wait for confirmation
- Available to view the information of the added business cards.



**More services: Information about WTC2024, technical tours, sponsors & exhibitors, venue, travel and accommodation, etc.**



SHUANGWEI 双威  
视界无界 VISION OF VAST

Professional Congress Organizer

+86-139 0228 7097

info@wtc2024.cn